



Leprechaun Gold

Let's get crafty with the kids and make a St. Patrick's Day garland and paper cutouts. Our *FREE* Leprechaun Gold printables features shamrocks and coins to colour in. Perfect stay inside project!

What's Needed:

Leprechaun Gold Printables- Blu Arlan *see below*

Crayons, Colour Pencils, Chalk, Markers or Kid Paint (*whatever you have on hand*)

Twine, String or Yarn

Tape, Stick Glue or Low Temp Hot Glue Gun

Child Safe Scissors

How To Make It:









Print out Leprechaun Gold printables on copy paper. Colour shamrocks and coins in.

Combine several colouring materials on one design to create a unique piece.






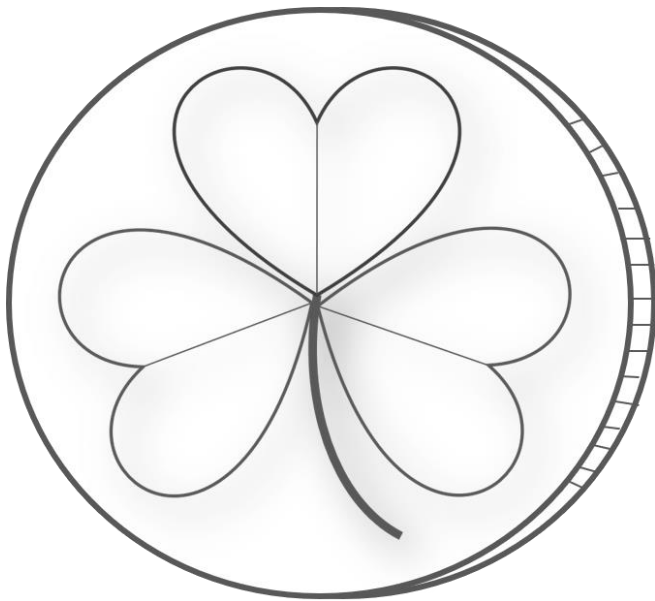
Cut coloured printables out. Slightly bend shamrock leaves to give them shape.







Make a garland by gluing your printables on a piece of yarn and or use as a decorative elements for a room, window and door.

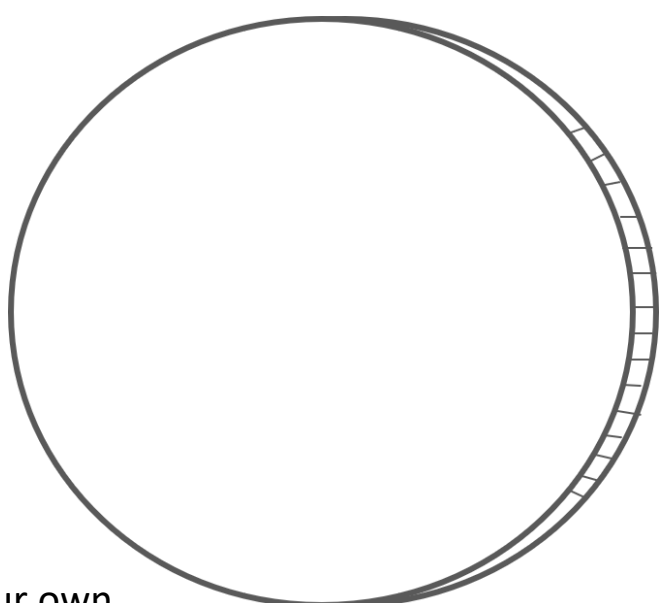
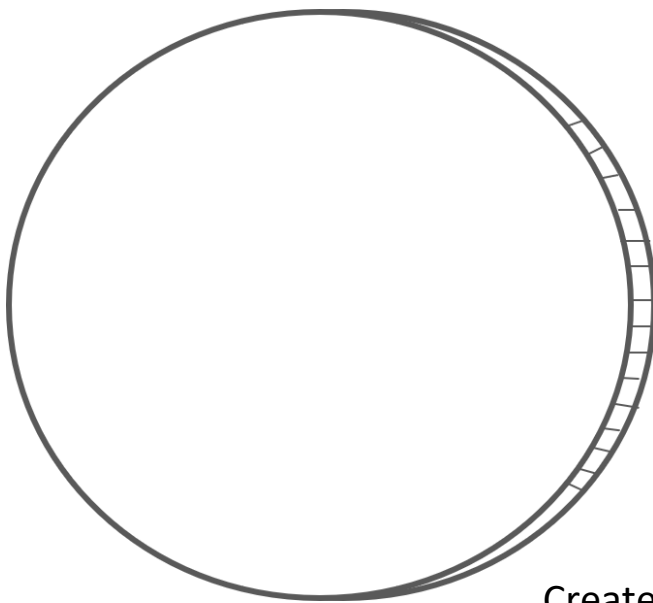
Shamrocks



Leprechaun Gold







Create your own
gold coin design!

